

CITY OF CASTLE PINES | FEBRUARY 5, 2021

# CASTLE PINES PARKWAY

I-25 TO LAGAE ROAD LANDSCAPE PLAN



# Gateway - Phase I





**Organized**  
[ formal at intersections, nodes, entrances ]



**Organic**  
[ naturally flowing stretches between major nodes ]



Concept A - Pine Rows



Concept B - Tiered Walls








Concept C - Hybrid



NOT FOR REGULATORY APPROVAL, PERMITTING, OR CONSTRUCTION



Concept C - Hybrid



NOT FOR REGULATORY APPROVAL, PERMITTING, OR CONSTRUCTION



Concept C - Hybrid



NOT FOR REGULATORY APPROVAL, PERMITTING, OR CONSTRUCTION




Concept C - Hybrid



NOT FOR REGULATORY APPROVAL, PERMITTING, OR CONSTRUCTION





NOT FOR REGULATORY APPROVAL, PERMITTING, OR CONSTRUCTION





NOT FOR REGULATORY APPROVAL, PERMITTING, OR CONSTRUCTION

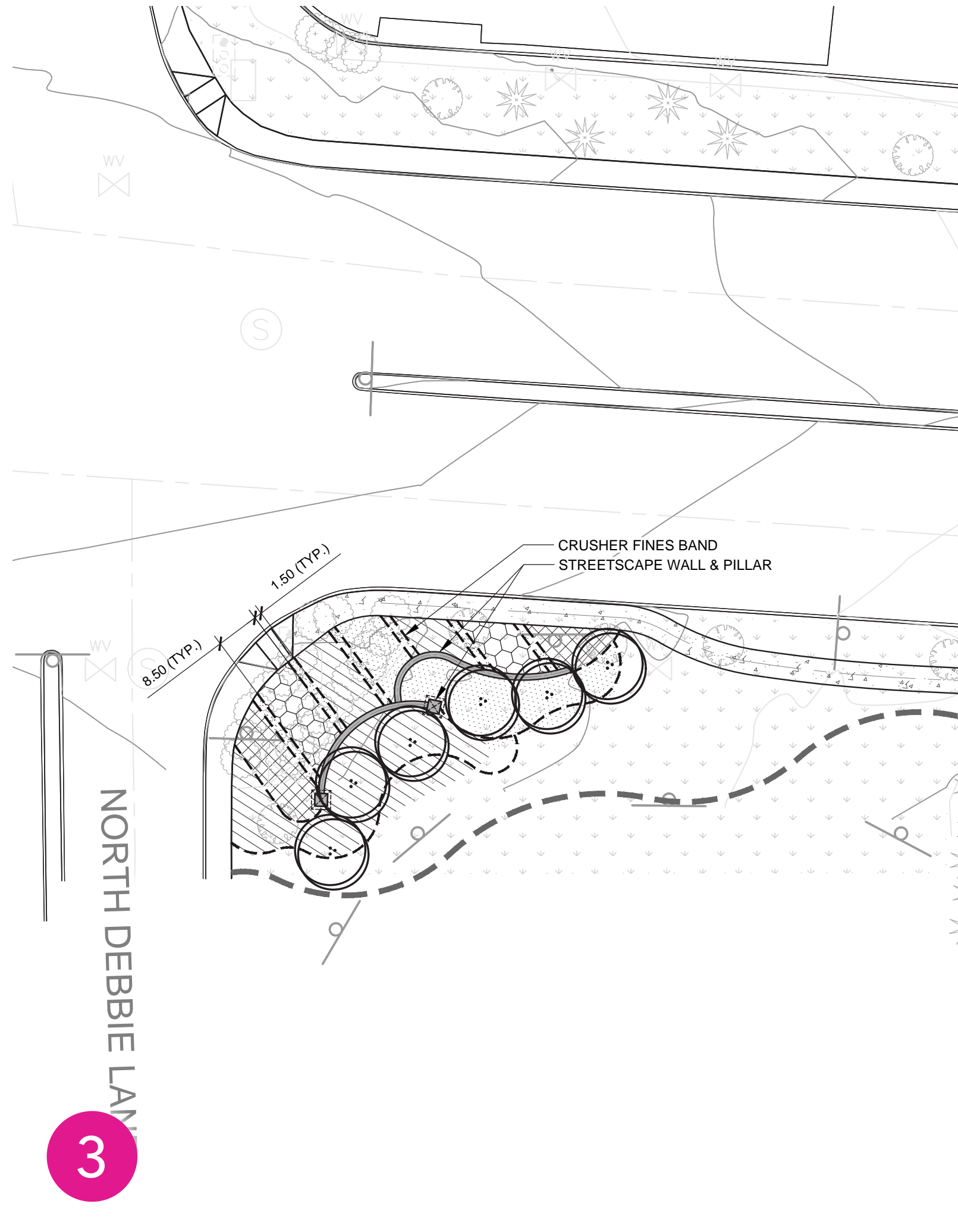


## Gateway - Phase II



Previous Council Comments - 10/13/20

- 1 Snow Tolerance of the design - resistance to mag chloride / ice / snow piling.
- 2 Concerns about west side of city looking old & outdated while east side of city looks new & flashy.
- 3 Concerns about sight lines; spacing between monumentation and roads / walkways.
- 4 Castle Pines is subject to a tremendous amount of microclimates, wind conditions, and other factors. The planting design needs to respond to these local elements, be exclusively native zone 4 plants, and have consideration to cost of maintenance.



NOT FOR REGULATORY APPROVAL, PERMITTING, OR CONSTRUCTION



# Planting Palette

- Native Palette with low-water use / low-maintenance cost, in line with Castle Pines North Metro District suggestions
- Tolerant of all urban / street conditions
- Year-round Seasonal Interest
- Planting that stands out as a community
- Create a unique identity as guests and residents enter Castle Pines
- Accent local businesses and entities



**Simplistic overstory selections**  
with native evergreen, deciduous,  
and ornamental variety



**Tough native shrub selections**  
with variety of seasonal color to  
act as a backdrop to showy plants



**Evergreen shrubs & groundcovers**  
for winter interest and to  
compliment the rugged rock style  
of monumentation elements



**Native ornamental grasses**  
to compliment shrub/perennial  
plantings and for height variety  
adjacent to monumentation



**Perennial plant mixture**  
tolerant of adjacent road conditions  
as a thriving plant community

NOT FOR REGULATORY APPROVAL, PERMITTING, OR CONSTRUCTION



CASTLE PINES GATEWAY **OVERSTORY** SCHEDULE

KEY	Scientific Name	Common Name	Size (min)	Height	Spread	Light	Water use	Notes
DECIDUOUS TREES								
AG	<i>Acer grandidentatum</i>	Big Tooth Maple	2 1/2" cal.	10'-30'	20'-30'	Full sun, Partial shade	Low	native; tolerant of many soils
CO	<i>Celtis occidentalis</i>	Western Hackberry	2 1/2" cal.	40'-60'	50'	Full Sun	Low	xeric tree; highly adaptable to adverse conditions, good street tree
EVERGREEN TREES								
JS	<i>Juniperus scopulorum</i>	Rocky Mountain Juniper	6'-12' ht.	20'-30'	8'-12'	Full Sun	Low	good windbreak; pyramidal, bluish-green; drought tolerant
PS	<i>Pinus strobiformus</i>	Southwestern White Pine	6'-12' ht.	40'-50'	20'-30'	Full Sun	Low	tolerates heat and wind, will thrive in variety of soil conditions
ORNAMENTAL TREES								
MXP	<i>Malus x 'Prairiefire'</i>	Prairiefire Crabapple	2" cal.	20'	20'	Full Sun	Low	four season ornamental interest, deep red color with spectacular pink blooms

CASTLE PINES GATEWAY **UNDERSTORY** SCHEDULE

KEY	Scientific Name	Common Name	Size (min)	Height	Spread	Light	Water use	Notes
DECIDUOUS SHRUBS								
CM	<i>Chamaebatiaria millefolium</i>	Fernbush	1 gal.	4'	4'	Full Sun	Low	semi-evergreen, showy white blooms through summer, winter interest
PLC	<i>Philadelphus lewisii 'Cheyenne'</i>	Cheyenne Mockorange	5 gal.	5'-8'	5'-8'	Full Sun	Low	native; tough, beautifu shrub
PB	<i>Prunus besseyi 'Pawnee Buttes'</i>	Pawnee Buttes Sandcherry	1 gal.	18"	4'	Full Sun	Low	attractive and reliable; great native bee plant
RT	<i>Rhus trilobata</i>	Three Leaf Sumac	5 gal.	6'	6'	Full Sun	Low	high habitat value, use in masses; brilliant fall foliage
EVERGREEN SHRUBS								
CN	<i>Chrysothamnus nauseosus var. nauseosus</i>	Baby Blue Rabbitbrush	1 gal.	24"	24"	Full sun, Partial shade	Low - Xeric	seasonal interest, wind resistant
PMM	<i>Pinus mugo 'Slow Mound'</i>	Dwarf Mountain Pine	1 gal.	12"-36"	36"	Full Sun	Low	
PMH	<i>Pinus sylvestris 'Hillside Creeper'</i>	Hillside Creeper Scotch Pine	1 gal.	24"-36"	7'-8'	Full Sun	Low	winter interest; low maintenance, thrives in all soils and tolerant of urban pollution
YS	<i>Yucca glauca</i>	Soapweed	1 gal.	2'-3'	2'-3'	Full Sun	Low	native
ORNAMENTAL GRASSES								
AC	<i>Pennisetum alopecuroides 'Hameln'</i>	Dwarf Fountain Grass	1 gal.	24"-36"	24"	Full Sun	Low	effective mass planting, beautiful color variety over seasons, tolerates soils
PVN	<i>Schizachyrium scoparium 'Prairie Blues'</i>	Little Bluestem 'Prairie Blues'	1 gal.	48"	30"	Full Sun	Low - Xeric	
PERENNIALS / GROUNDCOVERS								
AXC	<i>Archostaphylos x coloradoensis</i>	Panchito Manzanita	1 gal.	12"-15"	24"-36"	Full sun, Partial shade	Low - Xeric	native broadleaf evergreen groundcover, winter interest
AF	<i>Artemisia frigida</i>	Prairie Sagewort	1 gal.	24"	24"	Full Sun	Low	native; silver foliage
CP	<i>Ceratostigma plumbaginoides</i>	Plumbago	1 gal.	12"	24"	Full sun, Partial shade	Low	
EP	<i>Echinacea purpurea</i>	Purple Coneflower	1 gal.	24"	24"	Full Sun	Low	
JHM	<i>Juniperus horizontalis 'Mother Lode'</i>	'Mother Lode' Juniper	1 gal.	4"	8'-10'	Full Sun	Low / Mod	effective for mass groundcover, rocks, erosion control; good border plant in front of taller shrubs
NF	<i>Nepeta x faassenii</i>	Catmint	1 gal.	24"	24"	Full Sun	Low	
RH	<i>Rudbeckua hirta</i>	Black Eyed Susan	1 gal.	36"-42"	24"	Full Sun	Low	

NOTES:  
1. Final plant selections pending per availability and final soil testing.



Planting Palette at Monumentation



Dwarf Fountain Grass  
*Pennisetum alopecuroides 'Hameln'*



Hillside Creeper Scotch Pine  
*Pinus sylvestris 'Hillside Creeper'*



Catmint  
*Nepeta x faassenii*



Prairie Sagewort  
*Artemisia frigida*



Hackberry  
*Celtis occidentalis*



Baby Blue Rabbitbrush  
*Chrysothamnus nauseosus*



'Mother Lode' Juniper  
*Juniperus horizontalis 'Mother Lode'*



Purple Coneflower  
*Echinacea purpurea*



Prairiefire Crabapple  
*Malus x 'Prairiefire'*

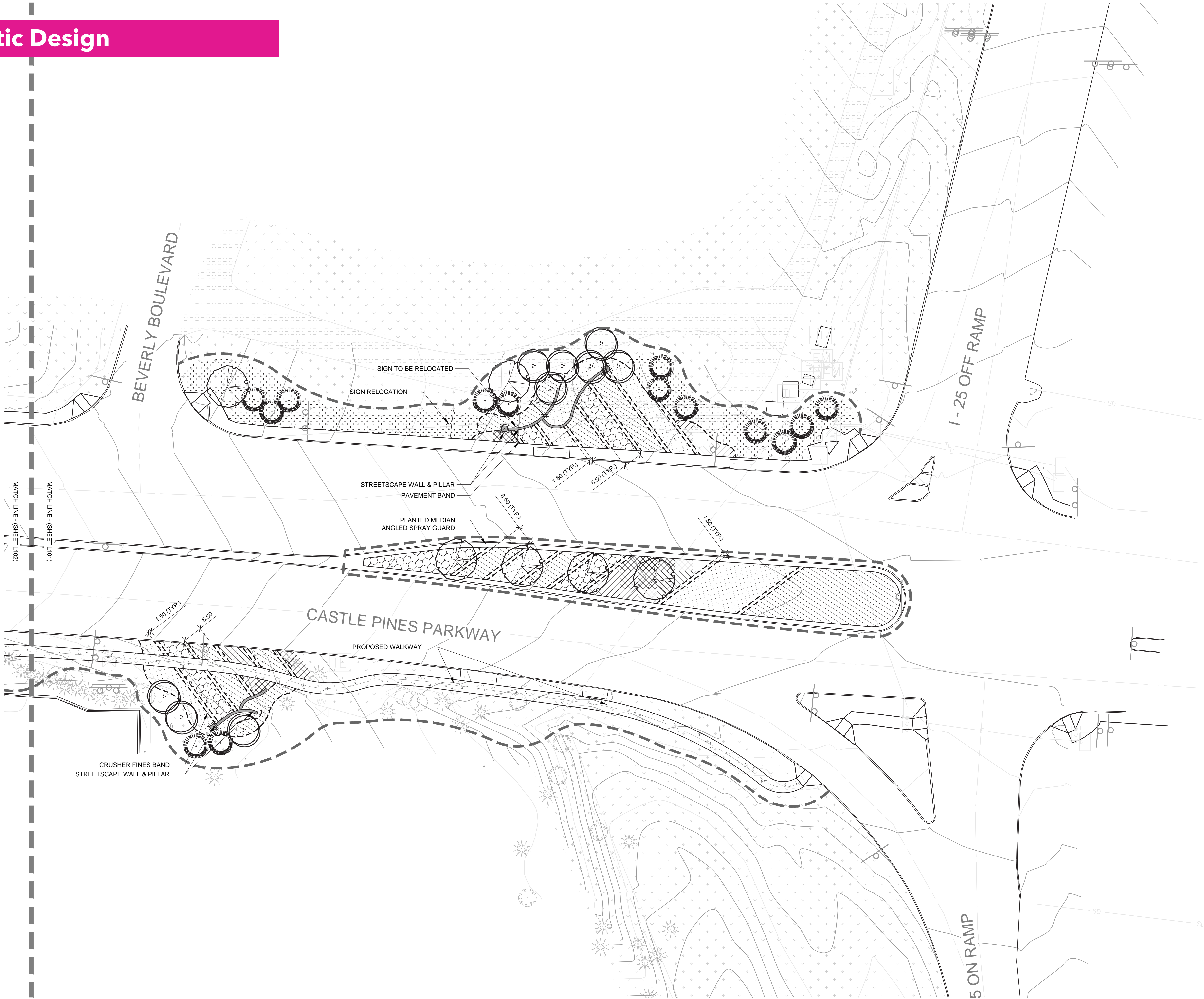


Southwestern White Pine  
*Pinus strobiformis*

NOT FOR REGULATORY APPROVAL, PERMITTING, OR CONSTRUCTION



Schematic Design

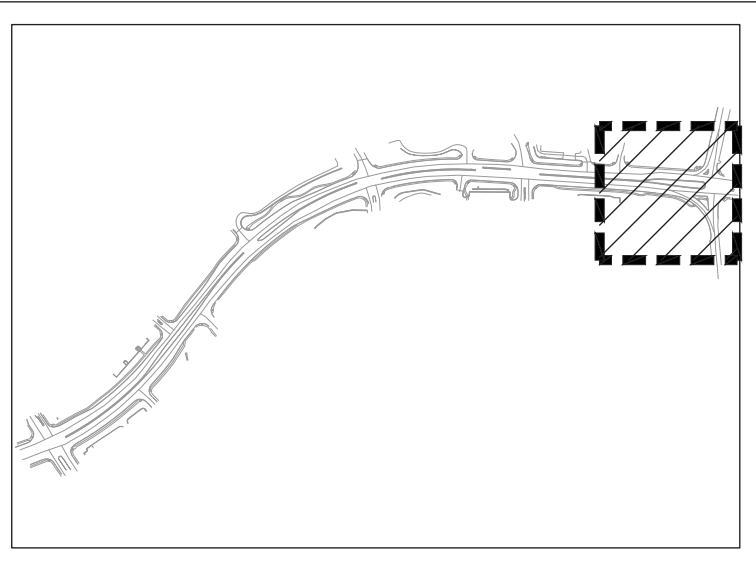


LAYOUT & GRADING LEGEND	
	LIMIT OF WORK
	PROPERTY BOUNDARY
	STEEL EDGER
	LOT LINES
	EASEMENT LINE
	MATCHLINE (SEE KEY MAP)
	CONCRETE WALK
	CRUSHER FINES
	LANDSCAPE WALL
	MONUMENT PILLAR

LANDSCAPE LEGEND	
	EVERGREEN SHRUB
	DECIDUOUS SHRUB
	ORNAMENTAL GRASS
	PERENNIAL & GROUNDCOVER
	MANICURED TURF
	EXISTING TREES & SHRUBS
	PROPOSED TREES (DECIDUOUS, ORN, EVG)

NOTE: SEE LANDSCAPE GENERAL NOTES SHEET FOR A LIST OF ABBREVIATIONS

BY OTHERS - N.I.C.	
	FIRE HYDRANT
	AREA INLET / DRAINAGE
	EXISTING 1' CONTOUR
	EXISTING 5' CONTOUR
	WATER VALVE
	TELEPHONE LINE
	ELECTRICAL LINE
	STOP LIGHT
	SIGN
	STREET LIGHT
	CONCRETE PAD
	SEWER MANHOLE
	MANHOLE
	EXISTING ELECTRICAL UTILITIES

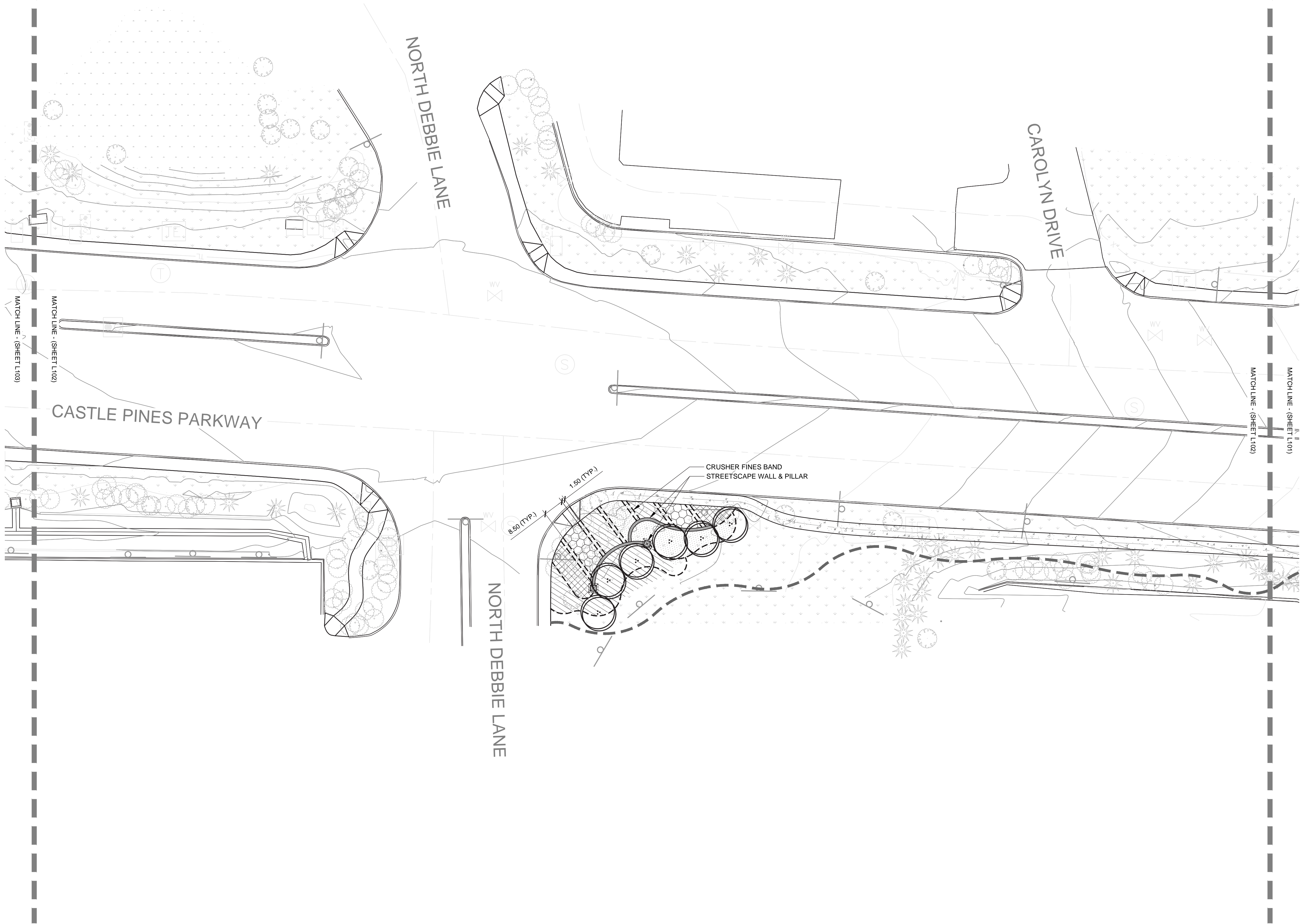


KEYMAP

NOT FOR REGULATORY APPROVAL, PERMITTING, OR CONSTRUCTION

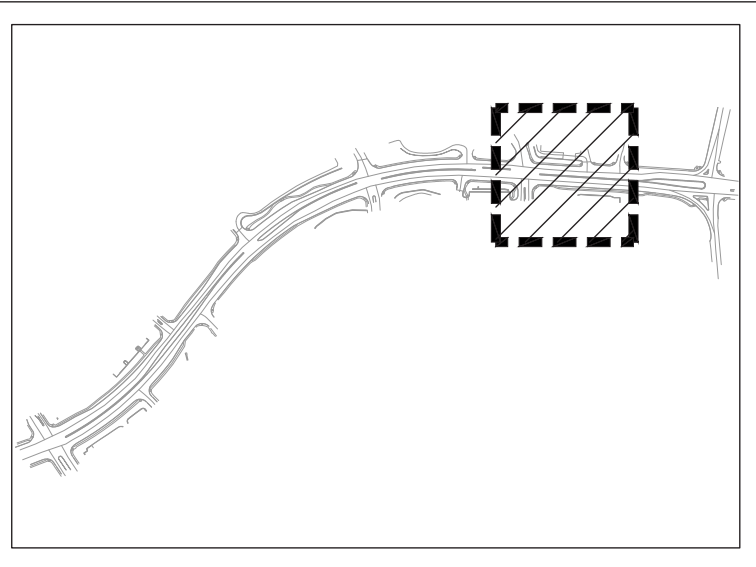


Schematic Design



LAYOUT & GRADING LEGEND	
	LIMIT OF WORK
	PROPERTY BOUNDARY
	STEEL EDGER
	LOT LINES
	EASEMENT LINE
	MATCHLINE (SEE KEY MAP)
	CONCRETE WALK
	CRUSHER FINES
	LANDSCAPE WALL
	MONUMENT PILLAR
LANDSCAPE LEGEND	
	EVERGREEN SHRUB
	DECIDUOUS SHRUB
	ORNAMENTAL GRASS
	PERENNIAL & GROUNDCOVER
	MANICURED TURF
	EXISTING TREES & SHRUBS
	PROPOSED TREES (DECIDUOUS, ORN, EVG)
NOTE: SEE LANDSCAPE GENERAL NOTES SHEET FOR A LIST OF ABBREVIATIONS	

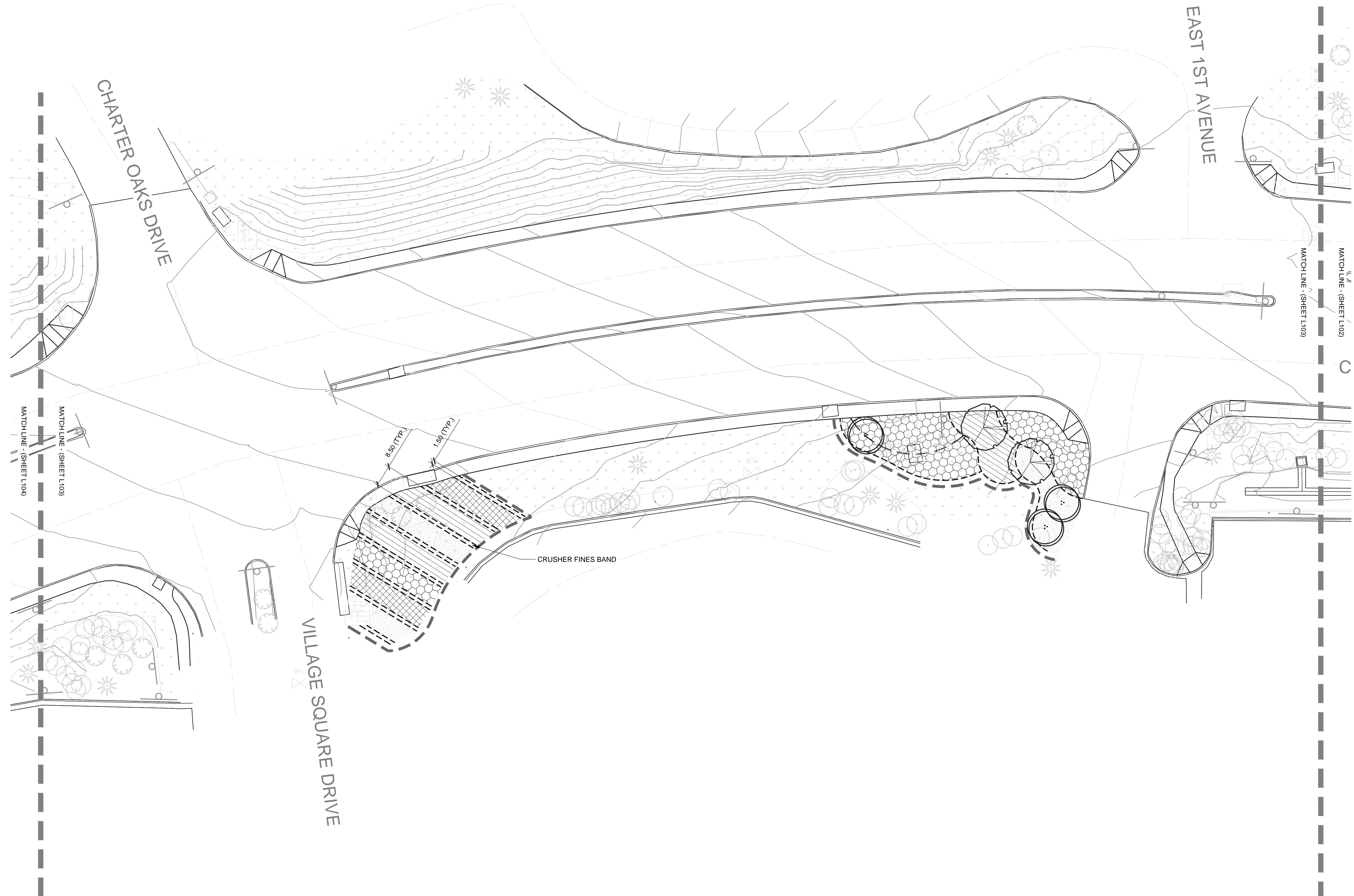
BY OTHERS - N.I.C.	
	FIRE HYDRANT
	AREA INLET / DRAINAGE
	EXISTING 1' CONTOUR
	EXISTING 5' CONTOUR
	WATER VALVE
	TELEPHONE LINE
	ELECTRICAL LINE
	STOP LIGHT
	SIGN
	STREET LIGHT
	CONCRETE PAD
	SEWER MANHOLE
	MANHOLE
	EXISTING ELECTRICAL UTILITIES



KEYMAP

NOT FOR REGULATORY APPROVAL, PERMITTING, OR CONSTRUCTION



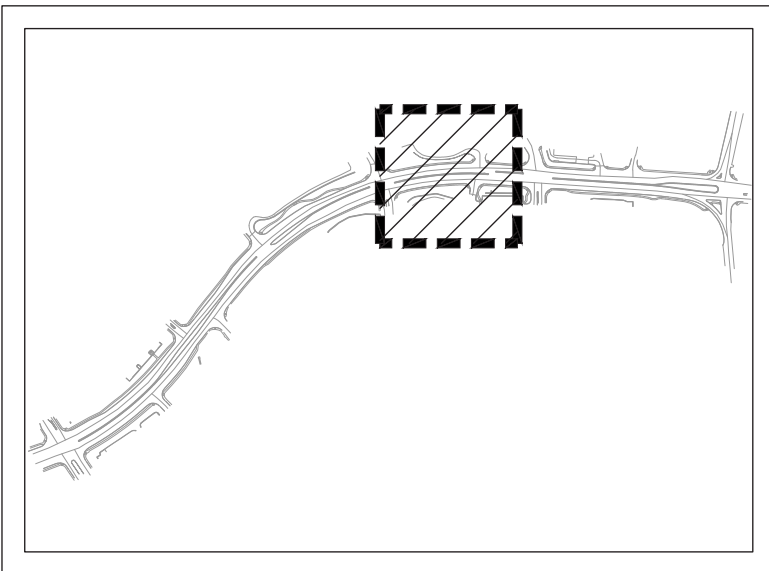


LAYOUT & GRADING LEGEND	
	LIMIT OF WORK
	PROPERTY BOUNDARY
	STEEL EDGER
	LOT LINES
	EASEMENT LINE
	MATCHLINE (SEE KEY MAP)
	CONCRETE WALK
	CRUSHER FINES
	LANDSCAPE WALL
	MONUMENT PILLAR

LANDSCAPE LEGEND	
	EVERGREEN SHRUB
	DECIDUOUS SHRUB
	ORNAMENTAL GRASS
	PERENNIAL & GROUNDCOVER
	MANICURED TURF
	EXISTING TREES & SHRUBS
	PROPOSED TREES (DECIDUOUS, ORN, EVG)

NOTE: SEE LANDSCAPE GENERAL NOTES SHEET FOR A LIST OF ABBREVIATIONS

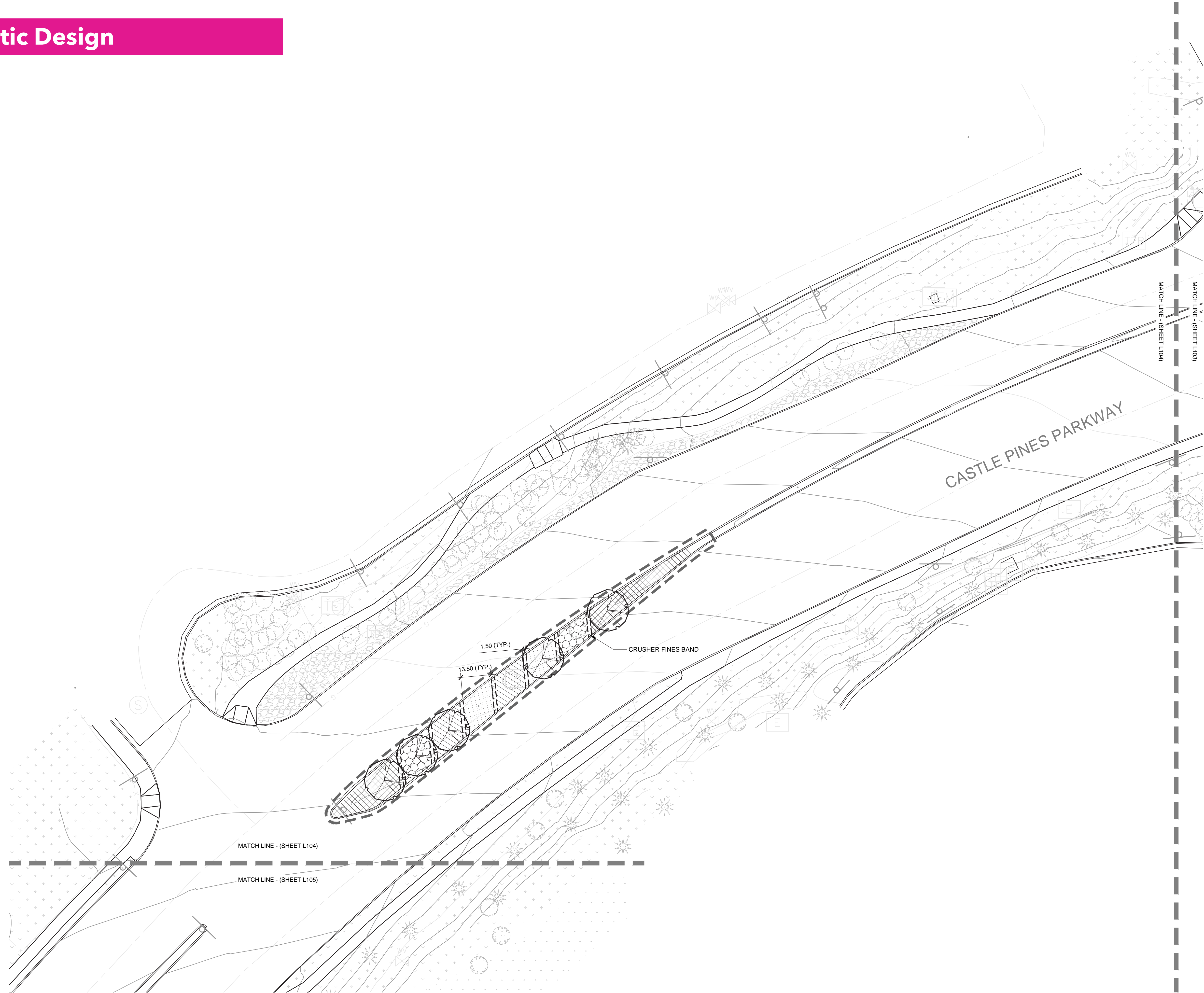
BY OTHERS - N.I.C.	
	FIRE HYDRANT
	AREA INLET / DRAINAGE
	EXISTING 1' CONTOUR
	EXISTING 5' CONTOUR
	WATER VALVE
	TELEPHONE LINE
	ELECTRICAL LINE
	STOP LIGHT
	SIGN
	STREET LIGHT
	CONCRETE PAD
	SEWER MANHOLE
	MANHOLE
	EXISTING ELECTRICAL UTILITIES



KEYMAP

NOT FOR REGULATORY APPROVAL, PERMITTING, OR CONSTRUCTION



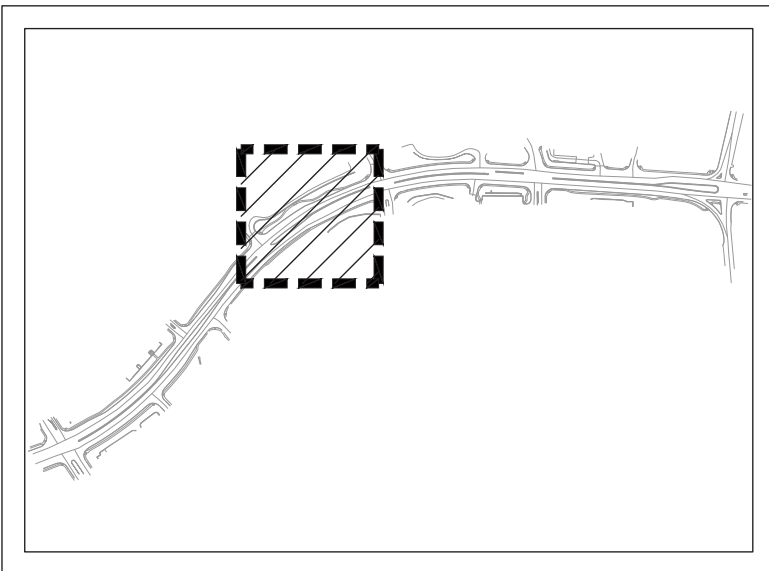


LAYOUT & GRADING LEGEND	
	LIMIT OF WORK
	PROPERTY BOUNDARY
	STEEL EDGER
	LOT LINES
	EASEMENT LINE
	MATCHLINE (SEE KEY MAP)
	CONCRETE WALK
	CRUSHER FINES
	LANDSCAPE WALL
	MONUMENT PILLAR

LANDSCAPE LEGEND	
	EVERGREEN SHRUB
	DECIDUOUS SHRUB
	ORNAMENTAL GRASS
	PERENNIAL & GROUNDCOVER
	MANICURED TURF
	EXISTING TREES & SHRUBS
	PROPOSED TREES (DECIDUOUS, ORN, EVG)

NOTE: SEE LANDSCAPE GENERAL NOTES SHEET FOR A LIST OF ABBREVIATIONS

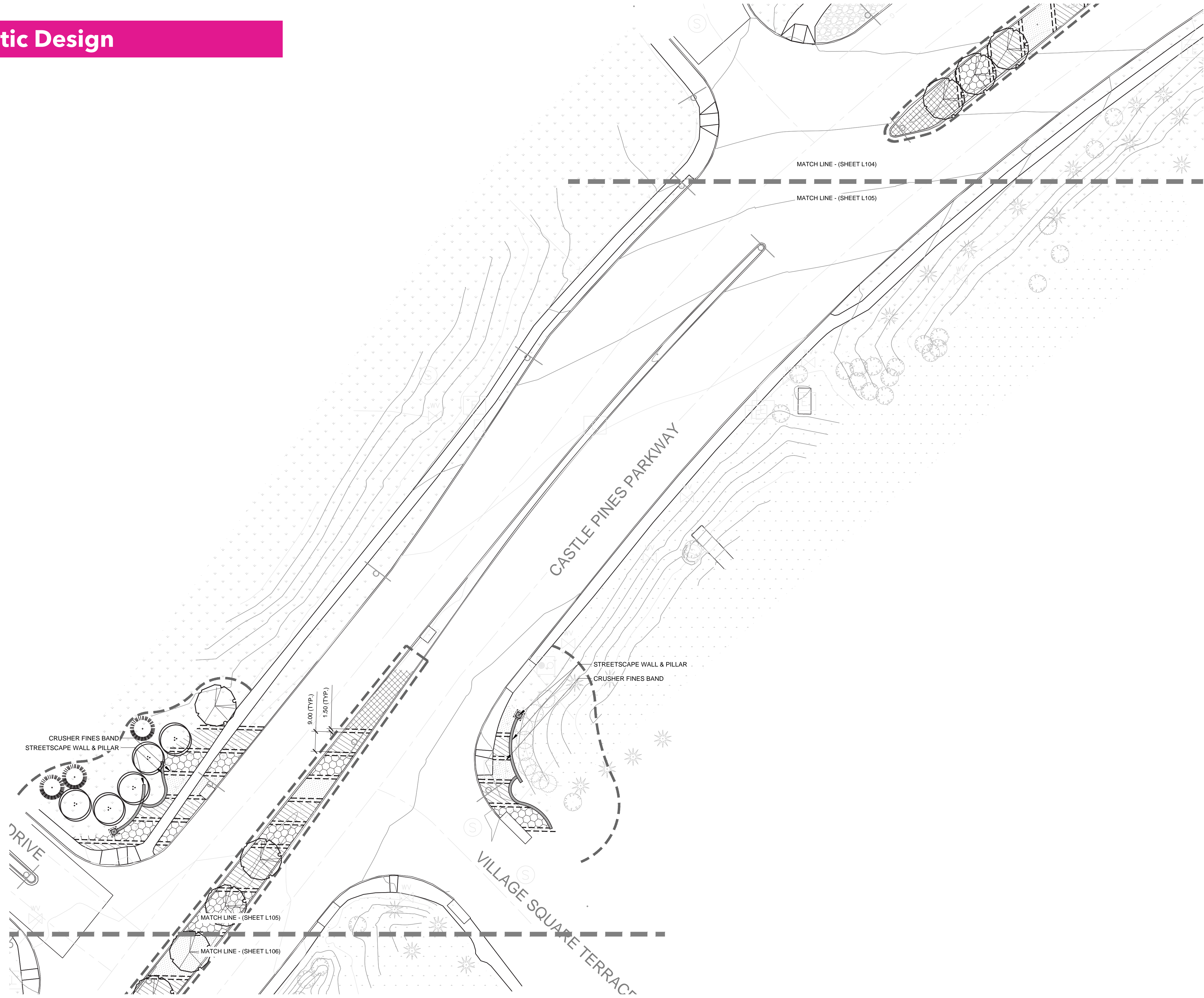
BY OTHERS - N.I.C.	
	FIRE HYDRANT
	AREA INLET / DRAINAGE
	EXISTING 1' CONTOUR
	EXISTING 5' CONTOUR
	WATER VALVE
	TELEPHONE LINE
	ELECTRICAL LINE
	STOP LIGHT
	SIGN
	STREET LIGHT
	CONCRETE PAD
	SEWER MANHOLE
	MANHOLE
	EXISTING ELECTRICAL UTILITIES



KEYMAP

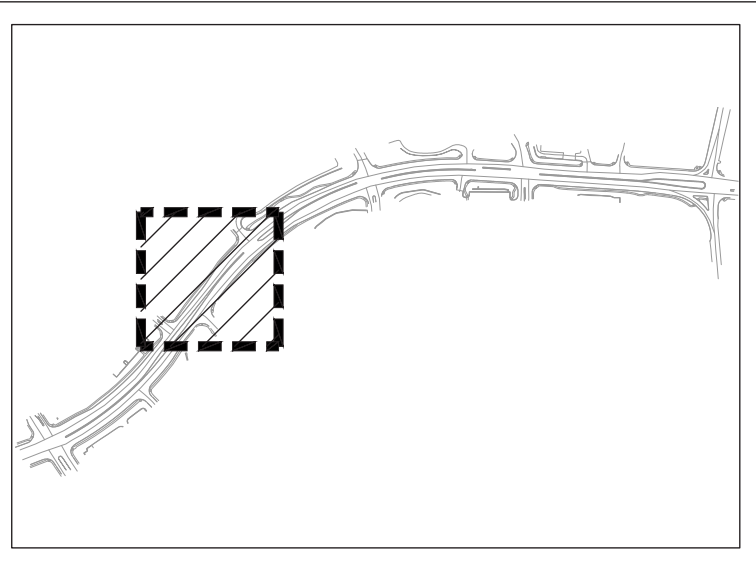
NOT FOR REGULATORY APPROVAL, PERMITTING, OR CONSTRUCTION





LAYOUT & GRADING LEGEND	
	LIMIT OF WORK
	PROPERTY BOUNDARY
	STEEL EDGER
	LOT LINES
	EASEMENT LINE
	MATCHLINE (SEE KEY MAP)
	CONCRETE WALK
	CRUSHER FINES
	LANDSCAPE WALL
	MONUMENT PILLAR
LANDSCAPE LEGEND	
	EVERGREEN SHRUB
	DECIDUOUS SHRUB
	ORNAMENTAL GRASS
	PERENNIAL & GROUNDCOVER
	MANICURED TURF
	EXISTING TREES & SHRUBS
	PROPOSED TREES (DECIDUOUS, ORN, EVG)
NOTE: SEE LANDSCAPE GENERAL NOTES SHEET FOR A LIST OF ABBREVIATIONS	

BY OTHERS - N.I.C.	
	FIRE HYDRANT
	AREA INLET / DRAINAGE
	EXISTING 1' CONTOUR
	EXISTING 5' CONTOUR
	WATER VALVE
	TELEPHONE LINE
	ELECTRICAL LINE
	STOP LIGHT
	SIGN
	STREET LIGHT
	CONCRETE PAD
	SEWER MANHOLE
	MANHOLE
	EXISTING ELECTRICAL UTILITIES

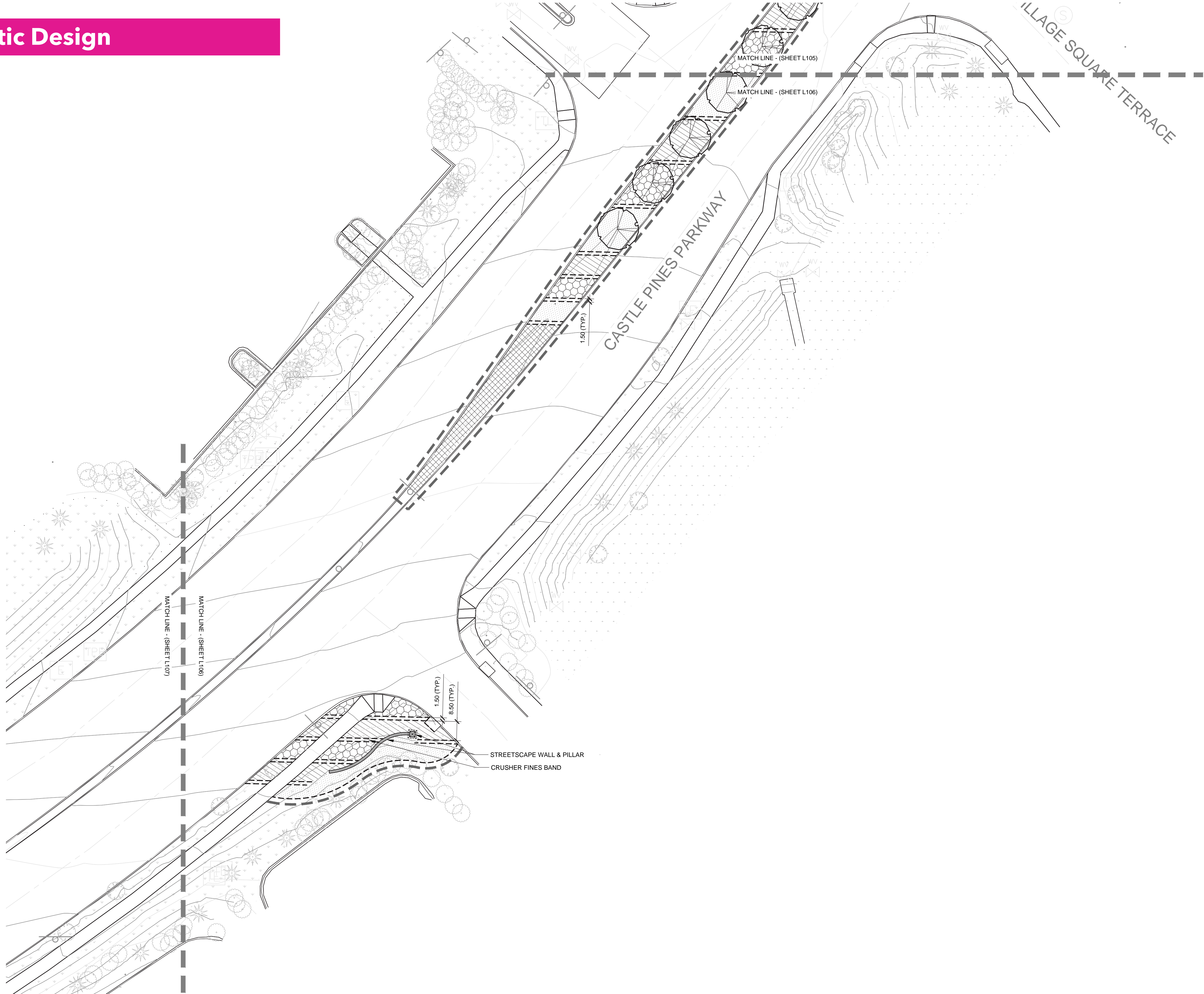






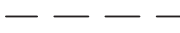





KEYMAP





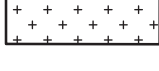


NOT FOR REGULATORY APPROVAL, PERMITTING, OR CONSTRUCTION




















## Schematic Design

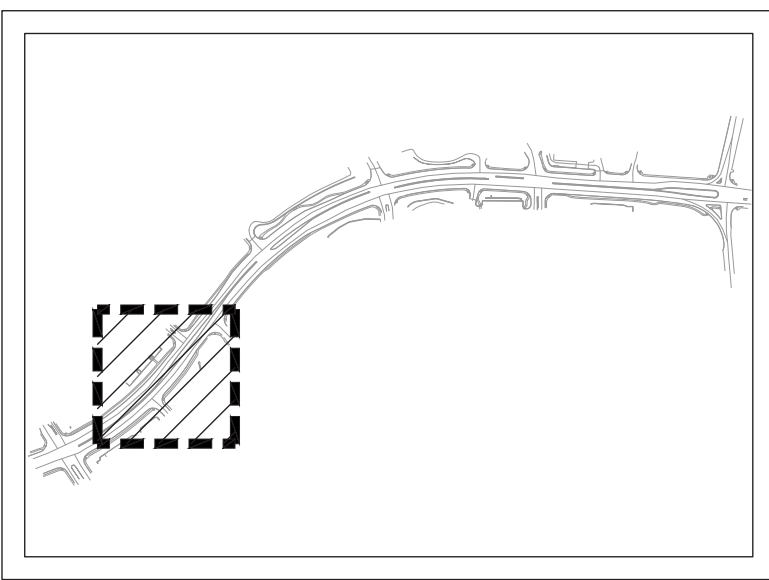


LAYOUT & GRADING LEGEND	
	LIMIT OF WORK
	PROPERTY BOUNDARY
	STEEL EDGER
	LOT LINES
	EASEMENT LINE
	MATCHLINE (SEE KEY MAP)
	CONCRETE WALK
	CRUSHER FINES
	LANDSCAPE WALL
	MONUMENT PILLAR

LANDSCAPE LEGEND	
	EVERGREEN SHRUB
	DECIDUOUS SHRUB
	ORNAMENTAL GRASS
	PERENNIAL & GROUNDCOVER
	MANICURED TURF
	EXISTING TREES & SHRUBS
	PROPOSED TREES (DECIDUOUS, ORN, EVG)

**NOTE: SEE LANDSCAPE GENERAL NOTES SHEET FOR A LIST OF ABBREVIATIONS**

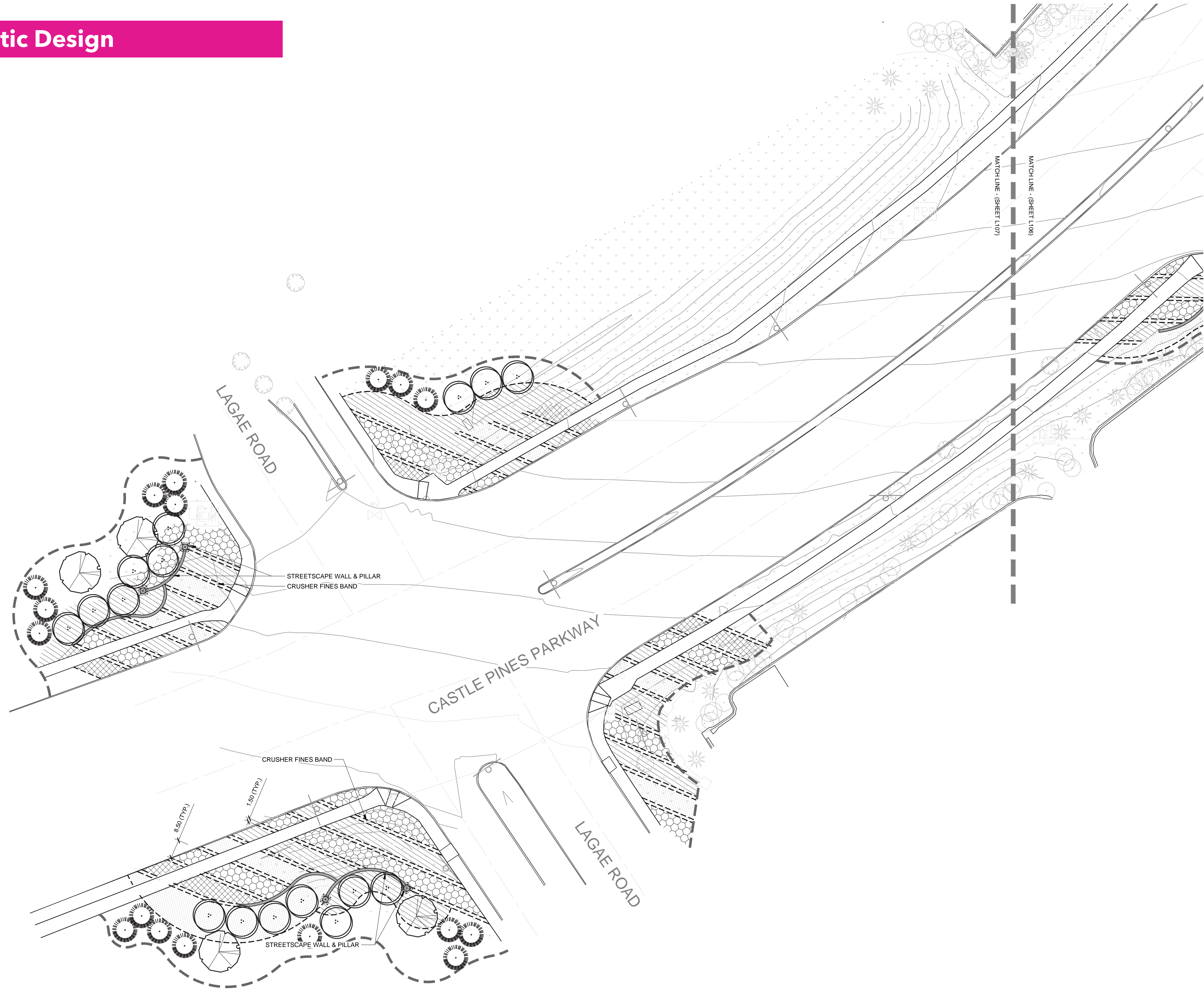
BY OTHERS - N.I.C.		
	FIRE HYDRANT	
	AREA INLET / DRAINAGE	
	EXISTING 1' CONTOUR	
	EXISTING 5' CONTOUR	
	WATER VALVE	
	TELEPHONE LINE	
	ELECTRICAL LINE	
	STOP LIGHT	
	SIGN	
	STREET LIGHT	
	CONCRETE PAD	
	SEWER MANHOLE	
	MANHOLE	
	EXISTING ELECTRICAL UTILITIES	
		
		
		
		
		



## KEYMAP

NOT FOR REGULATORY APPROVAL, PERMITTING, OR CONSTRUCTION



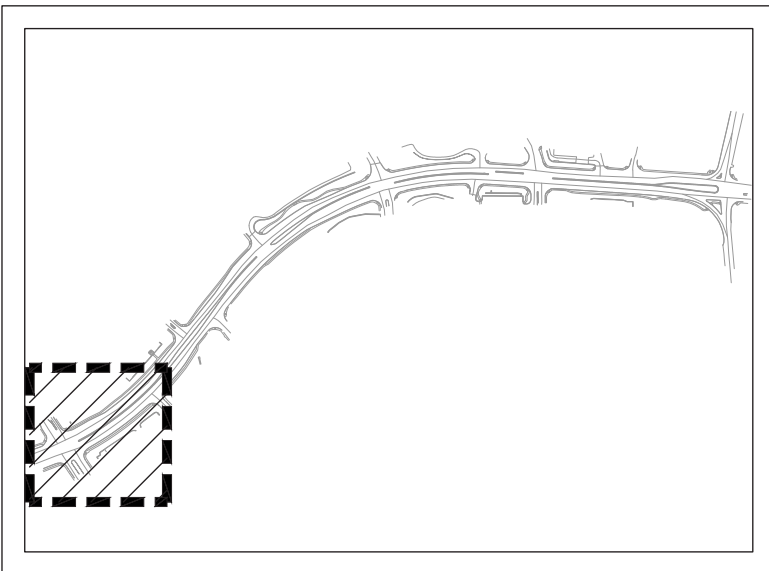


LAYOUT & GRADING LEGEND	
	LIMIT OF WORK
	PROPERTY BOUNDARY
	STEEL EDGER
	LOT LINES
	EASEMENT LINE
	MATCHLINE (SEE KEY MAP)
	CONCRETE WALK
	CRUSHER FINES
	LANDSCAPE WALL
	MONUMENT PILLAR

LANDSCAPE LEGEND	
	EVERGREEN SHRUB
	DECIDUOUS SHRUB
	ORNAMENTAL GRASS
	PERENNIAL & GROUNDCOVER
	MANICURED TURF
	EXISTING TREES & SHRUBS
	PROPOSED TREES (DECIDUOUS, ORN, EVG)

NOTE: SEE LANDSCAPE GENERAL NOTES SHEET FOR A LIST OF ABBREVIATIONS

BY OTHERS - N.I.C.	
	FIRE HYDRANT
	AREA INLET / DRAINAGE
	EXISTING 1' CONTOUR
	EXISTING 5' CONTOUR
	WATER VALVE
	TELEPHONE LINE
	ELECTRICAL LINE
	STOP LIGHT
	SIGN
	STREET LIGHT
	CONCRETE PAD
	SEWER MANHOLE
	MANHOLE
	EXISTING ELECTRICAL UTILITIES



KEYMAP

NOT FOR REGULATORY APPROVAL, PERMITTING, OR CONSTRUCTION





**A**

1-25 OFF RAMP  
EAST CORRIDOR

**B**

CENTRAL  
CORRIDOR

**C**

LAGAE INTERSECTION  
WEST CORRIDOR



**A - I-25 OFF RAMP EAST CORRIDOR**

I-25 Off Ramp Primary Monumentation						
Item	Unit Qty	Unit	Unit Cost	Base-Total	Extended Cost	Total
Retaining Wall: Masonville Buff Sandstone, including foundation - Colloidal Backfill	233	SFF	\$ 98.00	\$ 22,834.00		\$ 22,834.00
Excavation	52	CY	\$ 50.00	\$ 2,600.00		\$ 2,600.00
4'-6' Monument Pillar (ht. varies), including foundation & footing	2	EA	\$ 15,000.00	\$ 30,000.00		\$ 30,000.00
Monument Pillar - Chip Logo Panel	2	EA	\$ 424.85	\$ 849.70		\$ 849.70
Monument Pillar Lantern (complete with electrical)	2	EA	\$ 10,178.80	\$ 20,357.60		\$ 20,357.60
Monument Signage installation/inspection fees	1	LS	\$ 2,830.00	\$ 2,830.00		\$ 2,830.00
Crusher Fine Hardscape Bands (incl. steel edger)	253	SF	\$ 6.00	\$ 1,518.00		\$ 1,518.00
Permitting Acquisition (sign fabrication & installation)	1	LS	\$ 285.38	\$ 285.38		\$ 285.38
Existing Sign Relocation	1	LS	\$ 500.00	\$ 500.00		\$ 500.00
Deciduous Tree - 2.5" cal.	2	EA	\$ 600.00	\$ 1,200.00		\$ 1,200.00
Ornamental Tree - 2.5" cal.	6	EA	\$ 600.00	\$ 3,600.00		\$ 3,600.00
Evergreen Tree - 10'	12	EA	\$ 900.00	\$ 10,800.00		\$ 10,800.00
Shrub Bed (incl. shrubs, soil prep, fabric, edger, mulch & irrigation)	2,273	SF	\$ 12.00	\$ 27,276.00		\$ 27,276.00
Manicured Turf - Sod	3,655	SF	\$ 0.58	\$ 2,119.90		\$ 2,119.90
Manicured Turf Irrigation	3,655	SF	\$ 1.60	\$ 5,848.00		\$ 5,848.00
Fine Grading	5,928	SF	\$ 0.07	\$ 414.96		\$ 414.96
Sub-Total						\$ 133,033.54

I-25 Off Ramp Median						
Item	Unit Qty	Unit	Unit Cost	Base-Total	Extended Cost	Total
Angled Spray Guard along median	1020	SF	\$ 14.00	\$ 14,280.00		\$ 14,280.00
Crusher Fine Hardscape Bands (incl. steel edger)	283	SF	\$ 6.00	\$ 1,698.00		\$ 1,698.00
Deciduous Tree - 2.5" cal.	4	EA	\$ 600.00	\$ 2,400.00		\$ 2,400.00
Shrub Bed (incl. shrubs, soil prep, fabric, edger, mulch & irrigation)	4,029	SF	\$ 12.00	\$ 48,348.00		\$ 48,348.00
Sub-Total						\$ 66,726.00

I-25 Off Ramp Secondary Monumentation						
Item	Unit Qty	Unit	Unit Cost	Base-Total	Extended Cost	Total
Retaining Wall: Masonville Buff Sandstone, including foundation - Colloidal Backfill	128	SFF	\$ 98.00	\$ 12,544.00		\$ 12,544.00
Excavation	29	CY	\$ 50.00	\$ 1,450.00		\$ 1,450.00
4'-6' Monument Pillar (ht. varies), including foundation & footing	1	EA	\$ 15,000.00	\$ 15,000.00		\$ 15,000.00
Monument Pillar - Chip Logo Panel	1	EA	\$ 424.85	\$ 424.85		\$ 424.85
Monument Pillar Lantern (complete with electrical)	1	EA	\$ 10,178.80	\$ 10,178.80		\$ 10,178.80
Monument Signage installation/inspection fees	1	LS	\$ 1,730.00	\$ 1,730.00		\$ 1,730.00
Crusher Fine Hardscape Bands (incl. steel edger)	174	SF	\$ 6.00	\$ 1,044.00		\$ 1,044.00
Permitting Acquisition (sign fabrication & installation)	1	LS	\$ 285.38	\$ 285.38		\$ 285.38
Concrete Walkway (incl. 5' width walkway, 4" depth)	3,200	SF	\$ 5.00	\$ 16,000.00		\$ 16,000.00
Deciduous Tree - 2.5" cal.	3	EA	\$ 600.00	\$ 1,800.00		\$ 1,800.00
Ornamental Tree - 2.5" cal.	0	EA	\$ 600.00	\$ -		\$ -
Evergreen Tree - 10'	2	EA	\$ 900.00	\$ 1,800.00		\$ 1,800.00
Shrub Bed (incl. shrubs, soil prep, fabric, edger, mulch & irrigation)	1,576	SF	\$ 12.00	\$ 18,912.00		\$ 18,912.00
Manicured Turf - Seed	0	SF	\$ 0.22	\$ -		\$ -
Fine Grading	1,576	SF	\$ 0.07	\$ 110.32		\$ 110.32
Sub-Total						\$ 81,279.35

Overall Sitework & General Conditions						
Item	Unit Qty	Unit	Unit Cost	Base-Total	Extended Cost	Total
Rough Grading +/- .3'	7,504	SF	\$ 0.21	\$ 1,575.84		\$ 1,575.84
Mobilization/Subcontractor Mobilization	4.0%	LS	\$ 11,241.56	\$ 11,241.56		\$ 11,241.56
General Conditions	9.4%	LS	\$ 26,417.66	\$ 26,417.66		\$ 26,417.66
Landscape - 1 yr. Warranty/1 yr. Maintenance	1	LS	\$ 4,497.87	\$ 4,497.87		\$ 4,497.87
Survey/Layout	1	LS	\$ 3,000.00	\$ 3,000.00		\$ 3,000.00
Sub-Total						\$ 46,732.92

Total	\$ 327,771.81
Contingency 20%	\$ 65,554.36

Grand Total	\$ 393,326.17
-------------	---------------

**Note:**  
 These are generally accepted costs as of the conceptual project completion in 2020, and should not be relied upon for final budgeting purposes.

**Exclusions (N.I.C.):**  
 1. Lighting/Electrical  
 2. CDOT Costs  
 3. Cost of Water & Water Taps



**B - CENTRAL CORRIDOR**

Central Corridor Monumentation + Landscape						
Item	Unit Qty	Unit	Unit Cost	Base-Total	Extended Cost	Total
Retaining Wall: Masonville Buff Sandstone, including foundation - Colloidal Backfill	784	SFF	\$ 98.00	\$ 76,832.00		\$ 76,832.00
Excavation	176	CY	\$ 50.00	\$ 8,800.00		\$ 8,800.00
4'-6' Monument Pillar (ht. varies), including foundation & footing	5	EA	\$ 15,000.00	\$ 75,000.00		\$ 75,000.00
Monument Pillar - Chip Logo Panel	5	EA	\$ 424.85	\$ 2,124.25		\$ 2,124.25
Monument Pillar Lantern (complete with electrical)	5	EA	\$ 10,178.80	\$ 50,894.00		\$ 50,894.00
Monument Signage installation/inspection fees	1	LS	\$ 6,280.00	\$ 6,280.00		\$ 6,280.00
Crusher Fine Hardscape Bands (incl. steel edger)	1030	SF	\$ 6.00	\$ 6,180.00		\$ 6,180.00
Permitting Acquisition (sign fabrication & installation)	1	LS	\$ 285.38	\$ 285.38		\$ 285.38
Deciduous Tree - 2.5" cal.	4	EA	\$ 600.00	\$ 2,400.00		\$ 2,400.00
Ornamental Tree - 2.5" cal.	12	EA	\$ 600.00	\$ 7,200.00		\$ 7,200.00
Evergreen Tree - 10'	6	EA	\$ 900.00	\$ 5,400.00		\$ 5,400.00
Shrub Bed (incl. shrubs, soil prep, fabric, edger, mulch & irrigation)	9,832	SF	\$ 12.00	\$ 117,984.00		\$ 117,984.00
Manicured Turf - Sod	0	SF	\$ 0.58	\$ -		\$ -
Fine Grading	9,832	SF	\$ 0.07	\$ 688.24		\$ 688.24
Sub-Total						\$ 360,067.87

Central Corridor Median						
Item	Unit Qty	Unit	Unit Cost	Base-Total	Extended Cost	Total
Crusher Fine Hardscape Bands (incl. steel edger)	470	SF	\$ 6.00	\$ 2,820.00		\$ 2,820.00
Deciduous Tree - 2.5" cal.	11	EA	\$ 600.00	\$ 6,600.00		\$ 6,600.00
Shrub Bed (incl. shrubs, soil prep, fabric, edger, mulch & irrigation)	6,140	SF	\$ 12.00	\$ 73,680.00		\$ 73,680.00
Sub-Total						\$ 83,100.00

Overall Sitework & General Conditions						
Item	Unit Qty	Unit	Unit Cost	Base-Total	Extended Cost	Total
Rough Grading +/- .3'	9,832	SF	\$ 0.21	\$ 2,064.72		\$ 2,064.72
Mobilization/Subcontractor Mobilization	4.0%	LS	\$ 17,726.71	\$ 17,726.71		\$ 17,726.71
General Conditions	9.4%	LS	\$ 41,657.78	\$ 41,657.78		\$ 41,657.78
Landscape - 1 yr. Warranty/1 yr. Maintenance	1	LS	\$ 8,784.60	\$ 8,784.60		\$ 8,784.60
Survey/Layout	1	LS	\$ 5,000.00	\$ 5,000.00		\$ 5,000.00
Sub-Total						\$ 75,233.81

Total		\$ 518,401.68
Contingency 20%		\$ 103,680.34
Grand Total		\$ 622,082.02

**Note:**  
 These are generally accepted costs as of the conceptual project completion in 2020, and should not be relied upon for final budgeting purposes.

**Exclusions (N.I.C.):**  
 1. Lighting/Electrical  
 2. CDOT Costs  
 3. Cost of Water & Water Taps



**C - LAGAE INTERSECTION WEST CORRIDOR**

Lagae Monumentation + Landscape						
Item	Unit Qty	Unit	Unit Cost	Base-Total	Extended Cost	Total
Retaining Wall: Masonville Buff Sandstone, including foundation - Colloidal Backfill	524	SFF	\$ 98.00	\$ 51,352.00		\$ 51,352.00
Excavation	118	CY	\$ 50.00	\$ 5,900.00		\$ 5,900.00
4'-6' Monument Pillar (ht. varies), including foundation & footing	4	EA	\$ 15,000.00	\$ 60,000.00		\$ 60,000.00
Monument Pillar - Chip Logo Panel	4	EA	\$ 424.85	\$ 1,699.40		\$ 1,699.40
Monument Pillar Lantern (complete with electrical)	4	EA	\$ 10,178.80	\$ 40,715.20		\$ 40,715.20
Monument Signage installation/inspection fees	1	LS	\$ 5,130.00	\$ 5,130.00		\$ 5,130.00
Crusher Fine Hardscape Bands (incl. steel edger)	1423	SF	\$ 6.00	\$ 8,538.00		\$ 8,538.00
Permitting Acquisition (sign fabrication & installation)	1	LS	\$ 285.38	\$ 285.38		\$ 285.38
Deciduous Tree - 2.5" cal.	4	EA	\$ 600.00	\$ 2,400.00		\$ 2,400.00
Ornamental Tree - 2.5" cal.	12	EA	\$ 600.00	\$ 7,200.00		\$ 7,200.00
Evergreen Tree - 10"	12	EA	\$ 900.00	\$ 10,800.00		\$ 10,800.00
Shrub Bed (incl. shrubs, soil prep, fabric, edger, mulch & irrigation)	12,517	SF	\$ 12.00	\$ 150,204.00		\$ 150,204.00
Manicured Turf - Sod	0	SF	\$ 0.58	\$ -		\$ -
Fine Grading	12,517	SF	\$ 0.07	\$ 876.19		\$ 876.19
Sub-Total						\$ 345,100.17

Overall Sitework & General Conditions						
Item	Unit Qty	Unit	Unit Cost	Base-Total	Extended Cost	Total
Rough Grading +/- .3'	12,517	SF	\$ 0.21	\$ 2,628.57		\$ 2,628.57
Mobilization/Subcontractor Mobilization	4.0%	LS	\$ 13,804.01	\$ 13,804.01		\$ 13,804.01
General Conditions	9.4%	LS	\$ 32,439.42	\$ 32,439.42		\$ 32,439.42
Landscape - 1 yr. Warranty/1 yr. Maintenance	1	LS	\$ 4,881.63	\$ 4,881.63		\$ 4,881.63
Survey/Layout	1	LS	\$ 3,000.00	\$ 3,000.00		\$ 3,000.00
Sub-Total						\$ 56,753.62

<b>Total</b>					<b>\$ 401,853.79</b>
<b>Contingency 20%</b>					<b>\$ 80,370.76</b>

<b>Grand Total</b>					<b>\$ 482,224.55</b>
--------------------	--	--	--	--	----------------------

**Note:**  
 These are generally accepted costs as of the conceptual project completion in 2020, and should not be relied upon for final budgeting purposes.

**Exclusions (N.I.C.):**  
 1. Lighting/Electrical  
 2. CDOT Costs  
 3. Cost of Water & Water Taps